


50/60HZ PCB MOUNT TRANSFORMERS - EI RANGE

10W EI 48-16.8-FAPE4816 SERIES



FEATURES:

Vacuum filling
 Two compartments bobbins
 Self-extinguishing plastics UL 94 VO
 Degree of protection IP 00
 300 grams weight

OPTIONS:

Bulk packaging is standard
 Custom design available

COMMON APPLICATIONS:

Medical equipments Industrial equipments
 Industrial controls Test equipment
 Industrial computers Avionics & telecom

ELECTRICAL CHARACTERISTICS

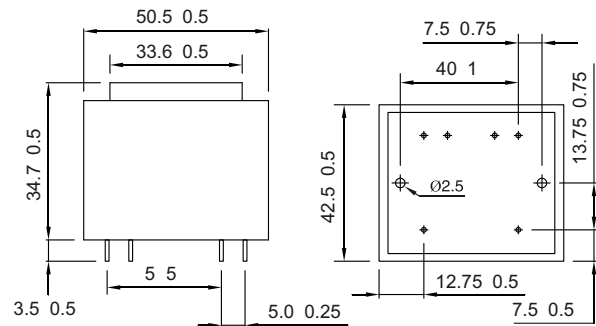
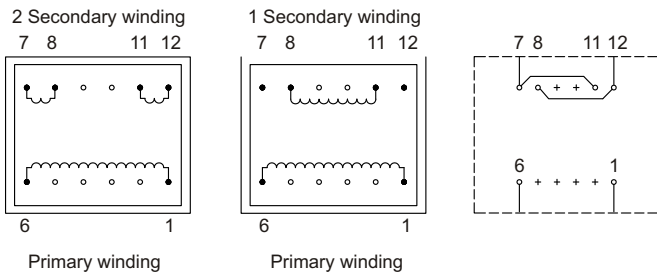
| PRIMARY VOLTAGE: 230 | | | | | | PRIMARY VOLTAGE: 115 | | | | | |
|----------------------|---------------------|----------------------|-------------------|---------------------|-----------|----------------------|---------------------|----------------------|-------------------|---------------------|-----------|
| Part Number | Secondary voltage V | Secondary Current mA | No-load voltage V | Ambient Temperature | Rating VA | Part Number | Secondary voltage V | Secondary Current mA | No-load voltage V | Ambient Temperature | Rating VA |
| FAPE481665 | 6 | 1667 | 7.2 | T50B | 10 | FAPE481677 | 6 | 1667 | 7.2 | T50B | 10 |
| FAPE481666 | 9 | 1111 | 10.8 | T50B | 10 | FAPE481678 | 9 | 1111 | 10.8 | T50B | 10 |
| FAPE481667 | 12 | 833 | 14.4 | T50B | 10 | FAPE481679 | 12 | 833 | 14.4 | T50B | 10 |
| FAPE481668 | 15 | 667 | 18.1 | T50B | 10 | FAPE481680 | 15 | 667 | 18.1 | T50B | 10 |
| FAPE481669 | 18 | 556 | 21.6 | T50B | 10 | FAPE481681 | 18 | 556 | 21.6 | T50B | 10 |
| FAPE481670 | 24 | 417 | 28.9 | T50B | 10 | FAPE481682 | 24 | 417 | 28.9 | T50B | 10 |
| FAPE481671 | 2 6 | 2 833 | 2 7.2 | T50B | 10 | FAPE481683 | 2 6 | 2 833 | 2 7.2 | T50B | 10 |
| FAPE481672 | 2 9 | 2 556 | 2 10.8 | T50B | 10 | FAPE481684 | 2 9 | 2 556 | 2 10.8 | T50B | 10 |
| FAPE481673 | 2 12 | 2 417 | 2 14.4 | T50B | 10 | FAPE481685 | 2 12 | 2 417 | 2 14.4 | T50B | 10 |
| FAPE481674 | 2 15 | 2 333 | 2 18.1 | T50B | 10 | FAPE481686 | 2 15 | 2 333 | 2 18.1 | T50B | 10 |
| FAPE481675 | 2 18 | 2 278 | 2 21.6 | T50B | 10 | FAPE481687 | 2 18 | 2 278 | 2 21.6 | T50B | 10 |
| FAPE481676* | 2 24 | 2 208 | 2 28.9 | T50B | 10 | FAPE481688 | 2 24 | 2 208 | 2 28.9 | T50B | 10 |

* To be noted : marked transformers are non-approved. Protection transformers according to EN 60742 circuit isolation transformer.

TECHNICAL INFORMATION PHYSICAL CHARACTERISTICS

Resin class B CEI 85 (20 000 h testing to CEI 126)
 Fuse protection on primary side (see diagram) to be assumed by customer
 30 V and 36 V models are VDE EN 60742 certified (production on request)
 Insulation voltage 4 KV
 100% tested production
 Certification : CCA procedure on request

All dimensions in mm



Recommended Drill-hole Diameter for 1.3mm pins
 Recommended Drill-hole Diameter for Mountings=4mm